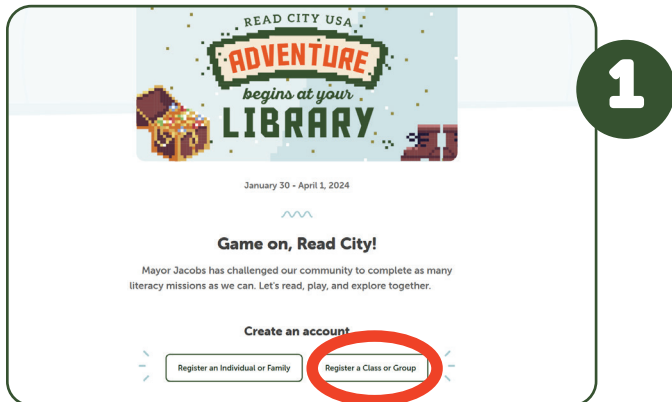


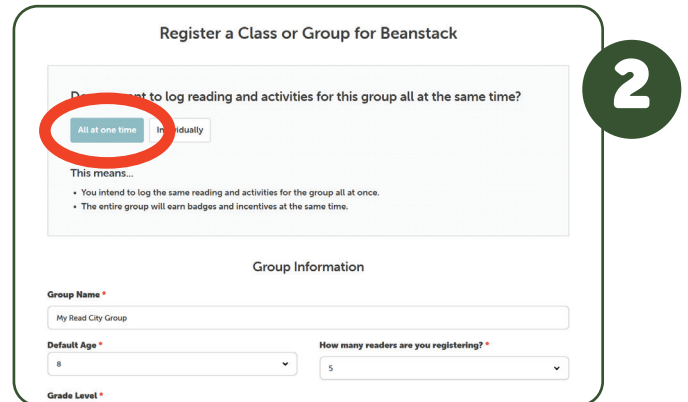
How to register a group: knoxlib.beanstack.org

NEW for 2024! Log your missions (activities) instead of reading time.

You may still log time or books, but it does not count towards the 2024 Read City challenge. Pick up prizes at your nearest library location. (Please call ahead to ensure sufficient quantities for larger groups.) Additional resources at www.knoxcountylibrary.org/readcity

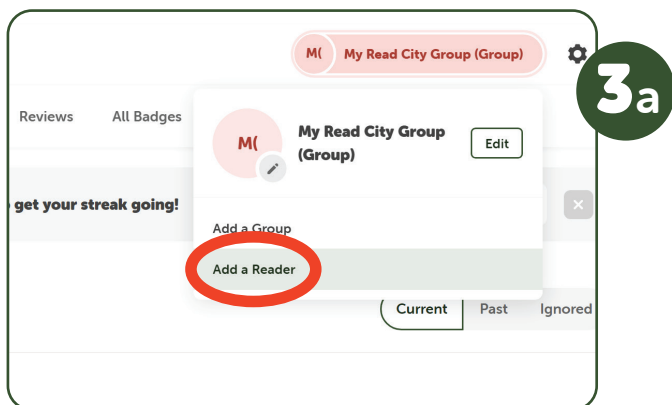


Visit knoxlib.beanstack.org. Scroll down to "Create an account" and select "Register a Class or Group".

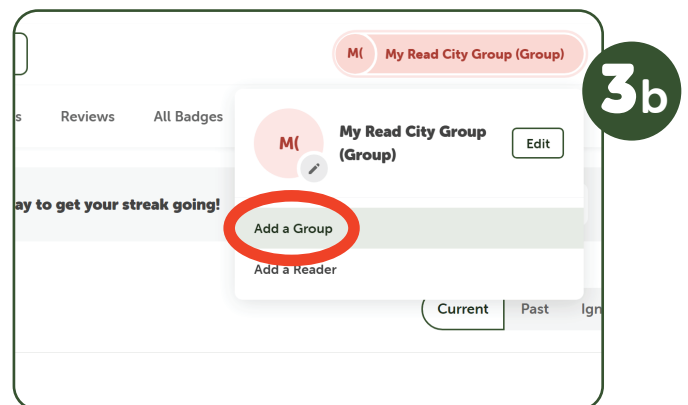


Choose "All at one time".

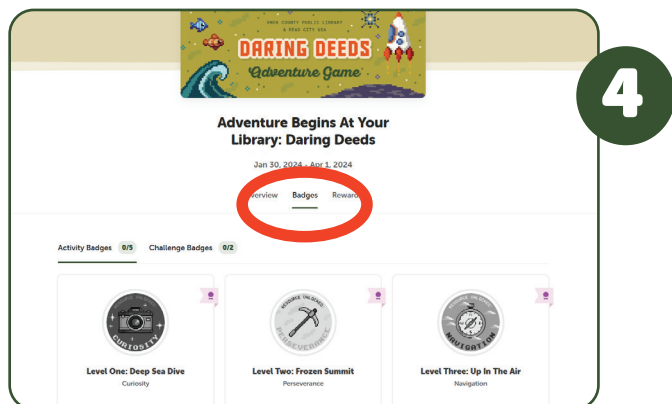
If you want to log individually, you can create subgroups and add individual readers after creating your account. (See Step 3)



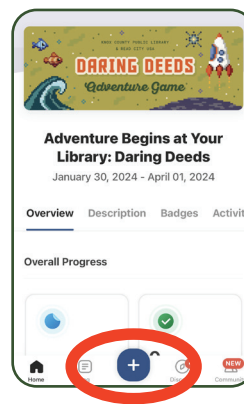
(Optional) If you want to log for each reader individually, at the top right select your group name and then "Add a reader"



(Optional) If you have multiple groups or classes, at the top right select your group name and then "Add a Group".



Under the current challenge header select "Badges". Choose Level One to begin logging missions/activities.



Once you've created your account, you may wish to log in the mobile app.

Download Beanstack Tracker (free) and be sure to join Knox County Library TN when you register.

To log, choose "+" at the bottom of your screen then "Activity".