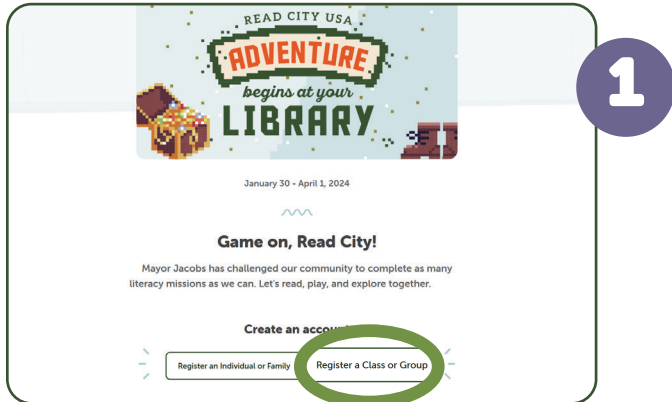




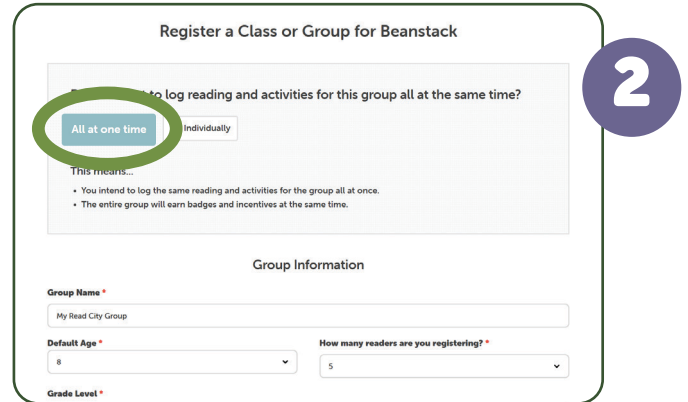
BEANSTACK TRACKER APP

To track missions for your entire group at once on your device, register at knoxlib.beanstack.org

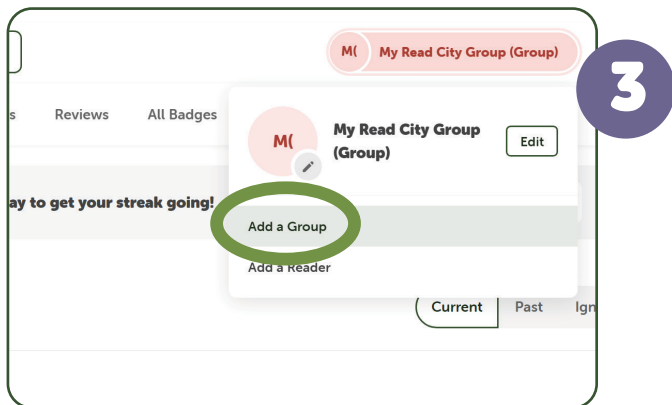
NEW! Log your missions (activities) instead of reading time. Don't worry—reading is a mission, too! Pick up prizes at your nearest library location. Please call ahead to ensure sufficient quantities for larger groups.



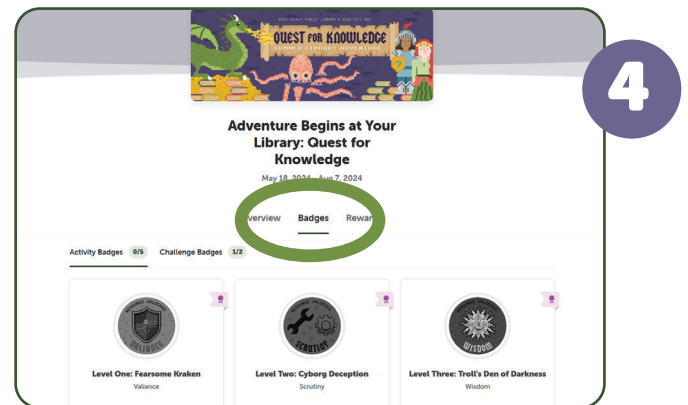
At knoxlib.beanstack.org, scroll down to "Create an account" and select **Register a Class or Group**.



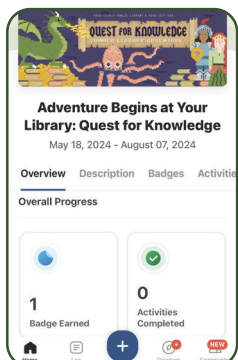
Choose **All at one time**. Enter your group information and register. If you want to log individually, add readers in Step 3.



(Optional) If you have multiple groups or classes, at the top right select your group name and then **Add a Group**. If you want to log individually, add readers here.



Be sure to join the Quest for Knowledge. Then, under the challenge header, select **Badges**. Choose Level One to begin logging.



Once you've created your account, you may wish to log in the mobile app.

Download **Beanstack Tracker** (free) and join **Knox County Library TN**. To log, choose "+" at the bottom of your screen then "Activity".

Additional resources for your group:
www.knoxcountylibrary.org/readcity



**KNOX COUNTY
PUBLIC LIBRARY**