



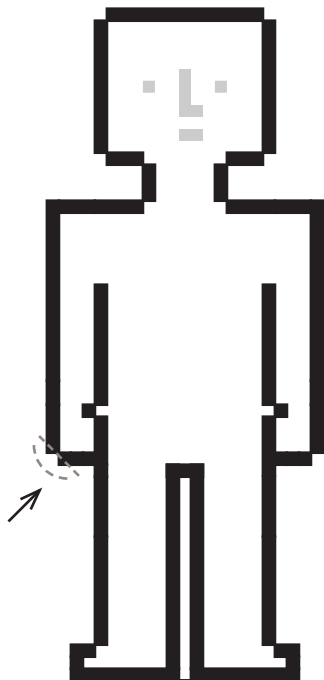


# Frontier Explorer Avatar



- 1) Color and cut out your character. Add your own features and details to bring them to life!
- 2) Cut out the outfit and adhere to your figure.
- 3) Fold the stand on the dotted lines into a triangle shape. Adjust so your figure leans back slightly, then secure.

*Struggling with the pixel cuts? Skip them! Cut around, through, or a way that works for you.*



fold back

base  
*If needed, attach a coin to help your figure stand*

fold up

fold down

adhere to back of figure

