

# Forest Animal Play Set *Page 1 of 3*



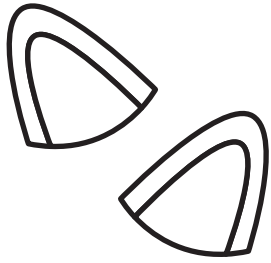
**Animals.** Color and cut out the pieces, including ears and tails. Glue ears onto heads. Make a “tube” out of the body band by overlapping and securing the ends at the dotted line. Glue tails onto the back of the body.

This activity is part of the Tails and Tales reading program. Sign up now or learn more at:

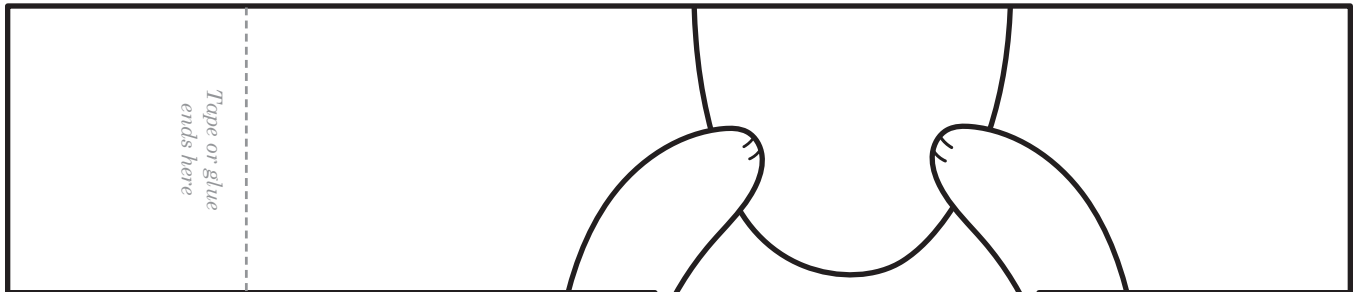
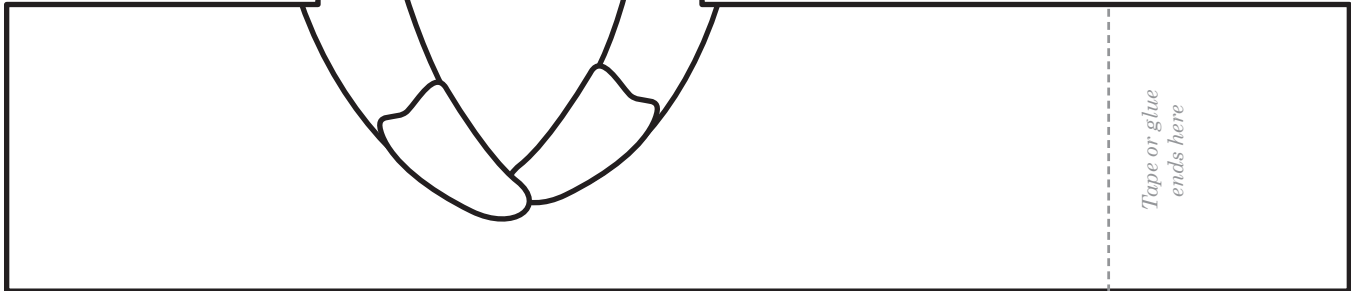
[www.knoxlib.org/readcity](http://www.knoxlib.org/readcity)



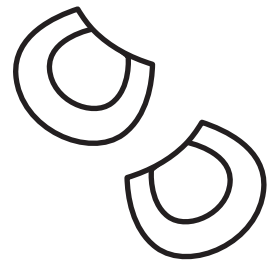

If you complete the Forest Animal Play Set craft, log another hour of reading.




Raccoon (ears, body, tail)






Bear (ears, body)




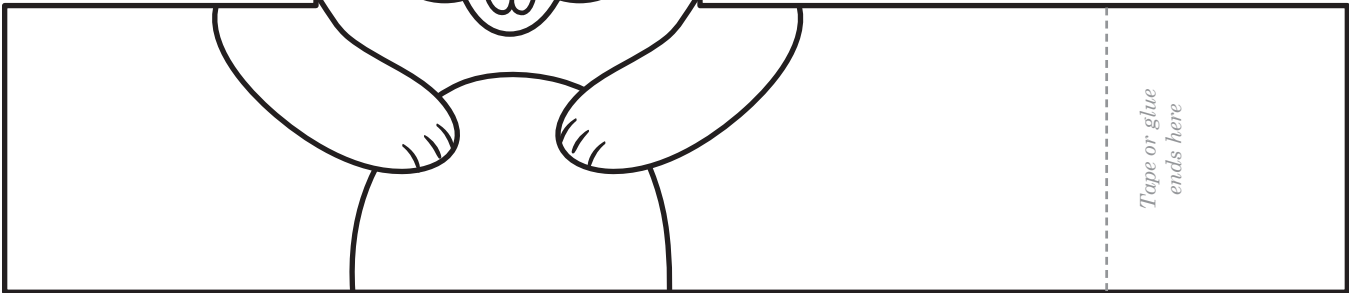
Owl





# Forest Animal Play Set *Page 2 of 3*



*Rabbit (ears, body, tail)*



*Deer (ears, antlers, body)*



*Fox (ears, body, tail)*




# Forest Animal Play Set *Page 3 of 3*




KNOX COUNTY  
TENNESSEE  
PUBLIC LIBRARY

**Forest.** Color and cut out the forest below. Tape or glue piece “A” to piece “B”.  
Fold on the dotted lines to form a “z” and stand up as a backdrop for your animals.



*Fold*

*A*



*B*

*Fold*